

UHF 406-512 MHz

UHF COILS/WHIPS

Model	Type	Frequency (MHz)	Gain (dBd/dBi)	Max Height (in)	Power Rating (Watts)	Whip Color	Cable Assembly
LMUHFBASEB	Base Only	406-512		2	200	Coil Only	Order Separately
LM406C	5/8 over 1/4 λ	406-420	3.5/5.6	33	200	Stainless	Order Separately
LM440C	5/8 over 1/4 λ	440-460	3.5/5.6	33	200	Stainless	Order Separately
LM450C	5/8 over 1/4 λ	450-470	3.5/5.6	33	200	Stainless	Order Separately
NMO4063CS	5/8 λ	406-430	3/5.14	19	200	Stainless	Order Separately
NMO4303CS	5/8 λ	430-450	3/5.14	19	200	Stainless	Order Separately
NMO4503CS	5/8 λ	450-470	3/5.14	19	200	Stainless	Order Separately
NMO4703CS	5/8 λ	470-490	3/5.14	19	200	Stainless	Order Separately
NMO4903CS	5/8 λ	490-512	3/5.14	19	200	Stainless	Order Separately
NMO406B	5/8 over 1/4 λ	406-420	3.5/5.6	33	200	Black	Order Separately
NMO406C	5/8 over 1/4 λ	406-420	3.5/5.6	33	200	Stainless	Order Separately
NMO420B	5/8 over 1/4 λ	420-440	3.5/5.6	33	200	Black	Order Separately
NMO420C	5/8 over 1/4 λ	420-440	3.5/5.6	33	200	Stainless	Order Separately
NMO440B	5/8 over 1/4 λ	440-460	3.5/5.6	33	200	Black	Order Separately
NMO440C	5/8 over 1/4 λ	440-460	3.5/5.6	33	200	Stainless	Order Separately
NMO450B	5/8 over 1/4 λ	450-470	3.5/5.6	33	200	Black	Order Separately
NMO450C	5/8 over 1/4 λ	450-475	3.5/5.6	33	200	Stainless	Order Separately
NMO470C	5/8 over 1/4 λ	470-490	3.5/5.6	33	200	Stainless	Order Separately
NMO490B	5/8 over 1/4 λ	490-512	3.5/5.6	33	200	Black	Order Separately
NMO490C	5/8 over 1/4 λ	490-512	3.5/5.6	33	200	Stainless	Order Separately
NMO406HWBCO	Base Only	406-420		2.5	200	Coil Only	Order Separately
NMO406CHW	1/2 λ Collinear	406-420	3.4/5.5	35.5	200	Stainless	Order Separately
NMO420CHW	1/2 λ Collinear	420-440	3.4/5.5	35.5	200	Stainless	Order Separately
NMO440CHW	1/2 λ Collinear	440-460	3.4/5.5	35.5	200	Stainless	Order Separately
NMO450HWBCO	Base Only	450-490		2.5	200	Coil Only	Order Separately
NMO450CHW	1/2 λ Collinear	450-470	3.4/5.5	35.5	200	Stainless	Order Separately
NMOQBASE1B	Base Only	Whip Size .070		2	200	Coil Only	Order Separately
NMOQBASE2B	Base Only	Whip Size .100		2	200	Coil Only	Order Separately
NMOQBASE3B	Base Only	Whip Size .125		2	200	Coil Only	Order Separately
NMOUHBBASEB	Base Only	Whip Size .100		2	200	Coil Only	Order Separately
NMOQW406	1/4 λ	406-430	0/2	7	200	Stainless	Order Separately
NMOQW450	1/4 λ	450-470	0/2	7	200	Stainless	Order Separately
NMOWB406BCO	Wide Band Coil	406-512		2.5	200	Coil Only	Order Separately
NMOWB406C	Wide Band	406-430	3.4/5.5	35.5	200	Stainless	Order Separately
NMOWB430C	Wide Band	430-455	3.4/5.5	35.5	200	Stainless	Order Separately
NMOWB450C	Wide Band	450-475	3.4/5.5	35.5	200	Stainless	Order Separately
NMOWB470C	Wide Band	470-495	3.4/5.5	35.5	200	Stainless	Order Separately
NMOWB490C	Wide Band	490-515	3.4/5.5	35.5	200	Stainless	Order Separately



The most commonly used cable assembly/mount is the NMOKHFUD (27 MHz to 6 GHz) with 17' of UD (RG-58/U Dual Shield).

NOTE: Larsen springs (SPRING or SPRINGB) can be added to most mobile antennas.



1 800 ANTENNA (268-3662)

NOTE: Antennas are not to scale

UHF 406-512 MHz

UHF GLASS MOUNT

Model	Type	Frequency (MHz)	Gain (dBd/dBi)	Max Height (In)	Power Rating (Watts)	Whip Color	Cable Assembly/ Mount	Connector
KG406O/S	1/2 λ	406-420	0/2	15	100	Black	Order Separately	
KG406UD	1/2 λ	406-420	0/2	15	100	Black	14' RG-58/U	No Conn
KG406UDPL	1/2 λ	406-420	0/2	15	100	Black	14' RG-58/U	PL-259
KG420O/S	1/2 λ	420-440	0/2	15	100	Black	Order Separately	
KG420UDPL	1/2 λ	420-440	0/2	15	100	Black	14' RG-58/U	PL-259
KG450O/S	1/2 λ	450-470	0/2	15	100	Black	Order Separately	
KG450UD	1/2 λ	450-470	0/2	15	100	Black	14' RG-58/U	No Conn
KG450UDPL	1/2 λ	450-470	0/2	15	100	Black	14' RG-58/U	PL-259
KG470O/S	1/2 λ	470-490	0/2	15	100	Black	Order Separately	
KG470UD	1/2 λ	470-490	0/2	15	100	Black	14' RG-58/U	No Conn
KG490O/S	1/2 λ	490-512	0/2	15	100	Black	Order Separately	
KG490UD	1/2 λ	490-512	0/2	15	100	Black	14' RG-58/U	No Conn
KGUHFUDI/S	Inside Coupler Only 406-512				100		14' RG-58/U	No Conn



UHF LOW PROFILE

Model	Frequency (MHz)	Gain (dBd/dBi)	Size H x DIA (In)	Power Rating (Watts)	Color	Cable Assembly/ Mount
LP406NMO	406-420	0/2	1.5 x 4.5	100	Black	Order Separately
LP406NMOW	406-420	0/2	1.5 x 4.5	100	White	Order Separately
LP420NMO	416-430	0/2	1.5 x 4.5	100	Black	Order Separately
LP420NMOW	416-430	0/2	1.5 x 4.5	100	White	Order Separately
LP450NMO	450-470	0/2	1.5 x 4.5	100	Black	Order Separately
LP450NMOW	450-470	0/2	1.5 x 4.5	100	White	Order Separately
LP470NMO	470-490	0/2	1.5 x 4.5	100	Black	Order Separately
LP470NMOW	470-490	0/2	1.5 x 4.5	100	White	Order Separately
LP490NMO	490-512	0/2	1.5 x 4.5	100	Black	Order Separately
LP490NMOW	490-512	0/2	1.5 x 4.5	100	White	Order Separately
LPT450NMO	450-470	0/2	4.5 x 1.5	100	Black	Order Separately



The most commonly used cable assembly/mount is the NMOKFUD (27 MHz to 6 GHz) with 17' of UD (RG-58/U Dual Shield).

www.pulseelectronics.com/products/antennas

NOTE: Antennas are not to scale

UHF 406-512 MHz


UHF DIRECT MOUNTS

Model	Type	Frequency (MHz)	Gain (dBd/dBi)	Size (In)	Power Rating (Watts)	Whip Color	Cable Assembly	Connector
LP450	Low Profile	450-470	0/2	1.25H x 5.25D	100	N/A	17' RG-58/U	No Conn
OM406BCO	1/2 λ	406-440		4	100	Coil Only	17' RG-58A/U	No Conn
OM450BCO	1/2 λ	440-512		4	100	Coil Only	17' RG-58A/U	No Conn
OM406CK	1/2 λ Collinear	406-420	3.4/5.5	35.5	100	Stainless	17' RG-58A/U	No Conn
OM420CK	1/2 λ Collinear	420-440	3.4/5.5	35.5	100	Stainless	17' RG-58A/U	No Conn
OM450CK	1/2 λ Collinear	450-470	3.4/5.5	35.5	100	Stainless	17' RG-58A/U	No Conn
OM470CK	1/2 λ Collinear	470-490	3.4/5.5	35.5	100	Stainless	17' RG-58A/U	No Conn

LP Direct Mount



OM



UHF MAGNETIC MOUNTS

Model	Type	Frequency (MHz)	Gain (dBd/dBi)	Max Height (In)	Power Rating (Watts)	Whip Color	Cable Assembly	Connector
MSTFME	Tunable 1/4 λ	144-965	0/2	21	50	Black	12' RG-174	FME Crimp
MSTBNCFT	Tunable 1/4 λ	144-965	0/2	21	50	Black	12' RG-174	TNC

MST




UHF STEALTH BLADES

Stealth Blade antennas have a gain of 2.14 dBi, a maximum power of 3 Watts and linear polarization.

Model	Frequency (MHz)	Bandwidth % @1.5/2.1	Dimensions L x W (In)	Coax	Connector
SB450FME12	450-470	20/30	10" x 0.75"	12' RG-316	FME


SB



MULTI BAND VHF/UHF

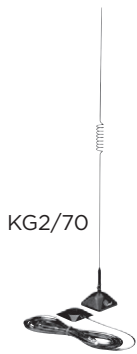
MULTI BAND VHF/UHF COILS/WHIPS

Model	Type	Frequency (MHz)	Gain (dBi)	Max Height (In)	Power Rating (Watts)	Whip Color	Cable Assembly
NMO2/70BCO	Dual Band Coil	144-148 / 440-450			100	Coil Only	Order Separately
NMO2/70B	VHF: Center Loaded 1/2 λ	144-148	3.8	34.5	100	Black	Order Separately
	UHF: Collinear	440-450	5.2				
NMO2/70SH	VHF: Center Loaded 1/2 λ	144-148	2.14	19	200	Stainless	Order Separately
	UHF: Center Loaded 3/4 λ	440-450	4				
NMO150/450C	VHF: Center Loaded 1/2 λ	150-154	3.8	37.25	100	Stainless	Order Separately
	UHF: Collinear	450-460	5.2				
NMO150/450/800	Tri Band	150-165 / 450-470 / 806-940	2.14	16.5	100	Black	Order Separately



MULTI BAND VHF/UHF GLASS MOUNT

Model	Type	Frequency (MHz)	Gain (dBd/dBi)	Max Height (In)	Power Rating (Watts)	Whip Color	Cable Assembly	Connector
KG2/70CXPL	1/2 λ Collinear	144-148 / 442-448	0/2	32.75	100	Black	14' RG-58A/U	PL-259
KG2/70CXFME	1/2 λ Collinear	144-148 / 442-448	0/2	32.75	100	Black	14' RG-58A/U	FME



MULTI BAND VHF/UHF MAGNETIC MOUNTS

Model	Type	Frequency (MHz)	Gain (dBi)	Max Height (In)	Power Rating (Watts)	Whip Color	Cable Assembly	Connector
MM2/70PL	VHF: Center Loaded 1/4 λ	144-148	2	21	50	Black	12' RG-58A/U	PL-259
	UHF: Center Loaded 3/4 λ	442-448	4					



The most commonly used cable assembly/mount is the NMOKHFUD (27 MHz to 6 GHz) with 17' of UD (RG-58/U Dual Shield).

www.pulseelectronics.com/products/antennas

NOTE: Antennas are not to scale

TUNABLE 1/4 WAVE 136-960 MHz


TUNABLE 1/4 WAVE COILS/WHIPS

Model	Frequency (MHz)	Gain (dBd/dBi)	Max Height (In)	Power Rating (Watts)	Whip Color	Cable Assembly
NMOQSPEC	136-960	0/2	22	200	Stainless	Order Separately
NMOQSPECB	136-960	0/2	22	200	Black	Order Separately
NMOQC	136-512	0/2	23	200	Stainless	Order Separately
NMOQB	136-512	0/2	23	200	Black	Order Separately
PQ	136-512	0/2	22	200	Stainless	Order Separately
Q	136-512	0/2	22	200	Stainless	Order Separately
QB	136-512	0/2	22	200	Black	Order Separately



TUNABLE 1/4 WAVE MAGNETIC MOUNTS

Model	Frequency (MHz)	Gain (dBd/dBi)	Max Height (In)	Power Rating (Watts)	Whip Color	Cable Assembly	Connector
MSTFME	144-965	0/2	21	50	Black	12' RG-174	FME Crimp



The most commonly used cable assembly/mount is the NMOKHFUD (27 MHz to 6 GHz) with 17' of UD (RG-58/U Dual Shield).

1 800 ANTENNA (268-3662)

NOTE: Antennas are not to scale